







# Sheet Metal Take Off

for

*22'W x 20'L x 10'H 2-Sided Classic Carport - 2-Sided 4.5'OC*

Quantity	Description	Picture
18	10'0" (120") Roof Panel	
12	9'2" (110") Eave Side Panel	
1	Butyl Tape, 35ft roll	
4	J-Trim 10.5ft	
1	1" Painted Panel Screw for ROOF, 250pc bag	
1	1" Painted Panel Screw for WALL, 250pc bag	
	*GABLE END TRIM OPTIONS BELOW*	

100	OPTION 1: Vinyl Trim, in feet	
6	OPTION 2: 2"x2" Angle Trim 10.5ft	